

EARLY DETECTION

Home use test for the early detection of pregnancy



1 Before you begin

Carefully read the instructions and do not open the foil pouch until you are ready to test.

- Have a clock or timer, and a clean dry container available.
- If you have any questions about the instructions or your results, call our Helpline Monday-Friday between 8:30 a.m. - 5:00 p.m. Eastern Time. Toll-Free. 1-800-321-3279.

2 Instructions

Testing

Remove the test from its foil wrapper using the splice tear and remove the cap. Use immediately. Holding the handle of the test stick so that the result window is facing you, **EITHER:**



or



Important: do not allow the urine level to go above the plastic housing of the test stick. After testing replace the cap and place the test stick on a flat surface with the result window facing up.

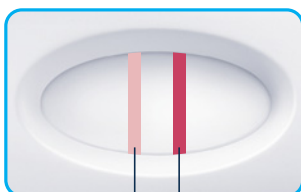
3 Wait




Red lines will start to develop. If not, see 'Test errors'. **Wait 3 FULL MINUTES** before reading your result.

4 Reading the result

Pregnant




Result line Control line



Result line Control line

If you see two lines you are pregnant. It does not matter how faint or dark (or how wide) the lines are. See Q2 for more information.

Not Pregnant



Result line Control line

See Q3 for more information.



Questions and answers

1 How early can I test?

You can test from 6 days before your missed period (5 days before you expect your period). If you test early and get a negative (not pregnant) result, there is still a chance that you might be pregnant. See Q3 below for more information.

2 My result is Pregnant. What should I do?

Consult your doctor to discuss your pregnancy and what steps and precautions you should take next. Remember, early pregnancy care is very important to ensure the health of you and your baby.

3 My result is not pregnant. What does this mean?

If your test shows a negative result, no pregnancy hormone (hCG) was detected in your urine. You may not be pregnant or you may have miscalculated your menstrual cycle and the pregnancy hormone level may not yet be high enough to be detected. If you are not sure of the result, you may want to re-test within the first week of a missed cycle. If you still have a negative result and your period has not started, you should consult your doctor as there may be other reasons why you have not menstruated.

4 How does the test work?

It detects a very small amount of the pregnancy hormone hCG (human Chorionic Gonadotropin) in your urine. HCG is produced in increasing amounts during the first trimester of pregnancy.

5 When should I read my result?

The test result should be read as soon as possible after waiting for 3 minutes. Test results should not be read after 5 minutes.

6 Will drinking alcohol or using an oral contraception affect my test results?

Drinking alcohol will not affect your test results. Oral contraceptives, pain killers, antibiotics or hormone therapies should not affect the test results. Only medicines which contain hCG can produce a false result. Consult your doctor if you are not sure if your medicines contain hCG.

7 Will the amount of liquid I drink affect the result?

Excessive fluid intake including water could dilute your urine, causing the amount of hCG present not to be detected properly. You should not drink too much liquid before testing.

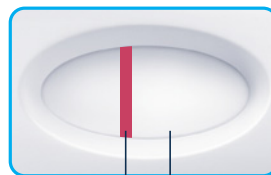
Do not disassemble device. Contains small parts. Do not eat any component of this device. If accidentally swallowed, seek medical attention.



Test errors

If no red control line appears in the result window within 5 minutes of testing, the test has not worked, possibly because too much or too little urine was used.

Test again using a new test, following the instructions carefully.



Result line Control line



Result line Control line



www.clearblue.com

Clearblue® Helpline

Monday-Friday 8:30 a.m. – 5:00 p.m. Eastern Time.

Toll-free. **1-800-321-3279**

Please have the product and packaging, including any foil pouches, with you when you call.

Calls are recorded for training and quality control.

- Do not use this product after the expiration date marked on the package.
- Store at room temperature.
- Make sure the package is sealed, and do not open it until you are ready to use the test.
- If foil is damaged, do not use the test.
- Keep out of reach of children.
- For external use only.
- All results should be confirmed by your healthcare provider, especially when making decisions about future medical care.

- **Important note regarding negative results:** Some pregnant women will not be able to detect hCG in their urine 5 days before the expected period. If you get a negative (not pregnant) result before you miss your period, but think you may still be pregnant, test again a few days after your missed period.
- **Important note regarding positive results:** Because this test detects low levels of hCG, it is possible that this test may give positive results even if you are not pregnant. If you test positive (pregnant), but think you may not be pregnant, you should check with your doctor.

¹Provides early detection of the pregnancy hormone. 71% of pregnancies can be detected 6 days before the missed period (5 days before the expected period).

99% accurate at detecting typical pregnancy hormone levels from the day of the expected period. Note that hormone levels may vary. However, some pregnant women may not have detectable amounts of pregnancy hormone in their urine on the first day of the missed period or may have miscalculated the first day of their period.

Home pregnancy test. Use once. For *in vitro* diagnostic use only.

Discard with normal household waste.

Clearblue® is a registered trademark of SPD Swiss Precision Diagnostics GmbH (SPD).

©2019 SPD. All rights reserved.

Distributed by Procter & Gamble, Cincinnati, OH 45202.